

**Mandatory January Lottery Students by
SES Breakdown**

Year	F/R	PD	Total
2006-07	0	34	34
2007-08	2	35	37
2008-09	2	69	71
2009-10	4	91	95
2010-11	5	74	79
2011-12	3	61	64
Total	16	364	380

Note: Only includes age-eligible students

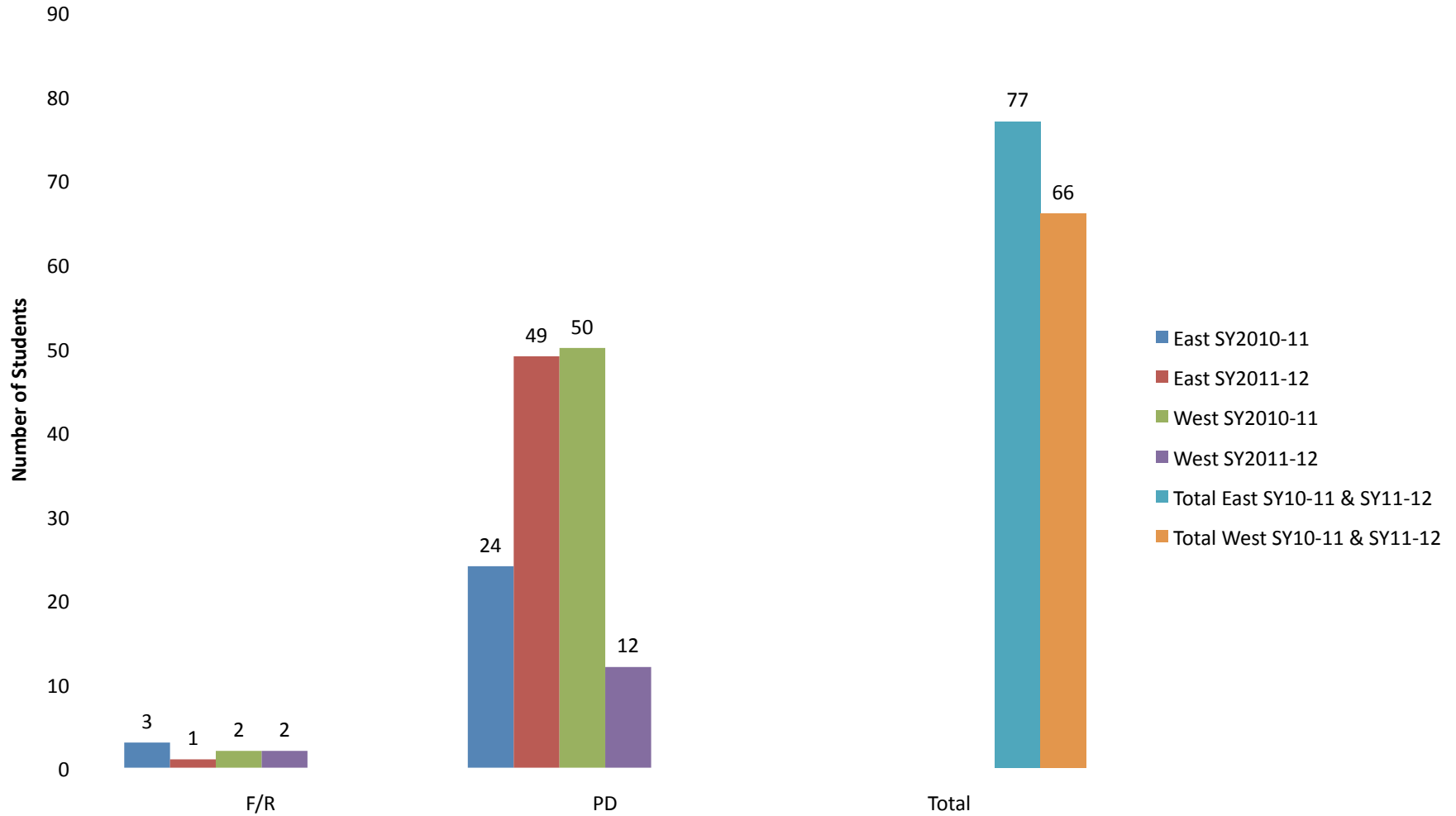
Mandatory January Lottery Student SES Breakdown
East/West Student Residency

by

SY2010-11			SY2011-12				
	F/R	PD	Total		F/R	PD	Total
East	3	24	27	East	1	49	50
West	2	50	52	West	2	12	14
Total	5	74	79	Total	3	61	64

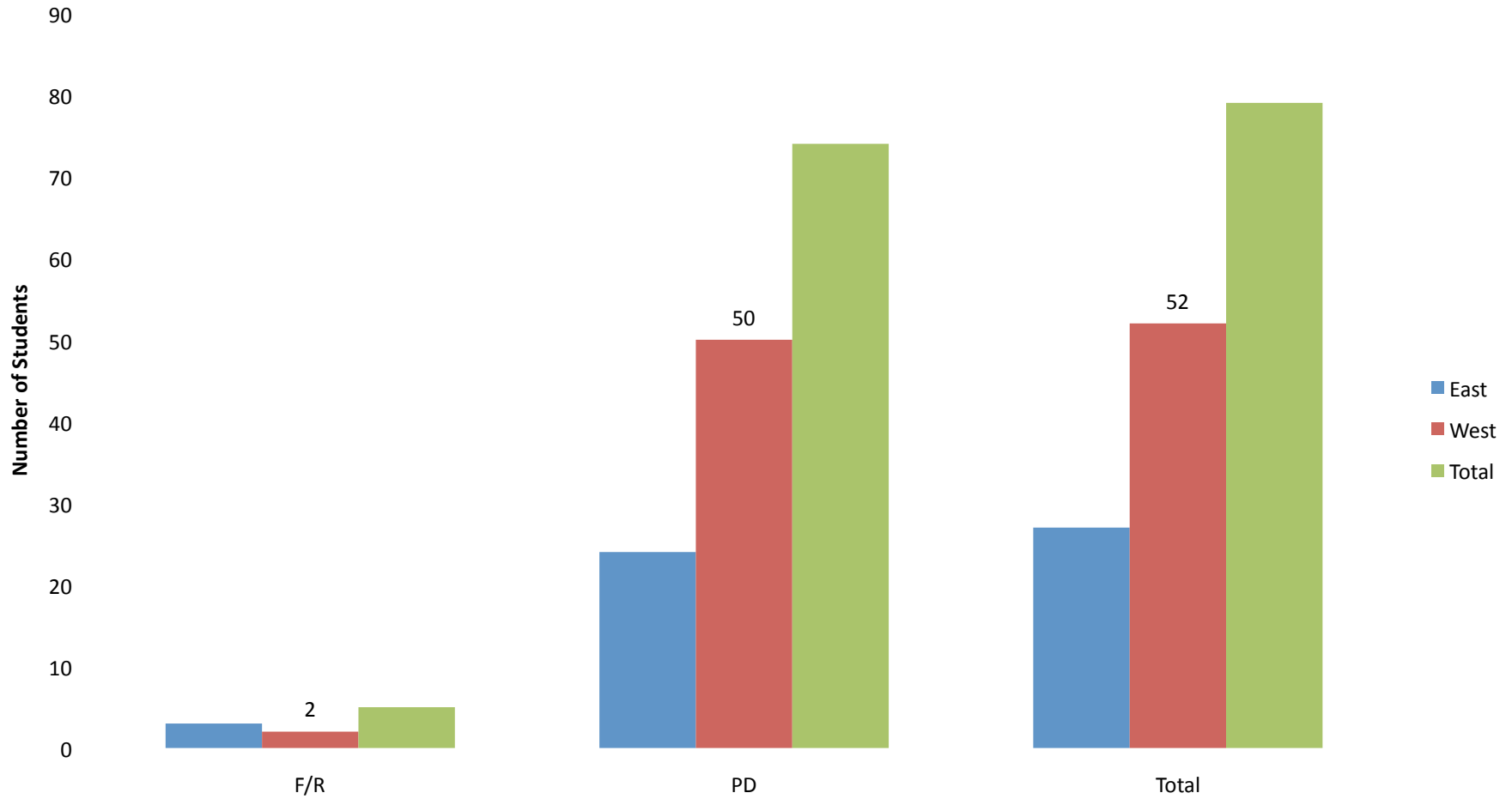
Note: Only includes age-eligible students

Mandatory January Lottery Student Breakdown by East/West Student Residency & SES



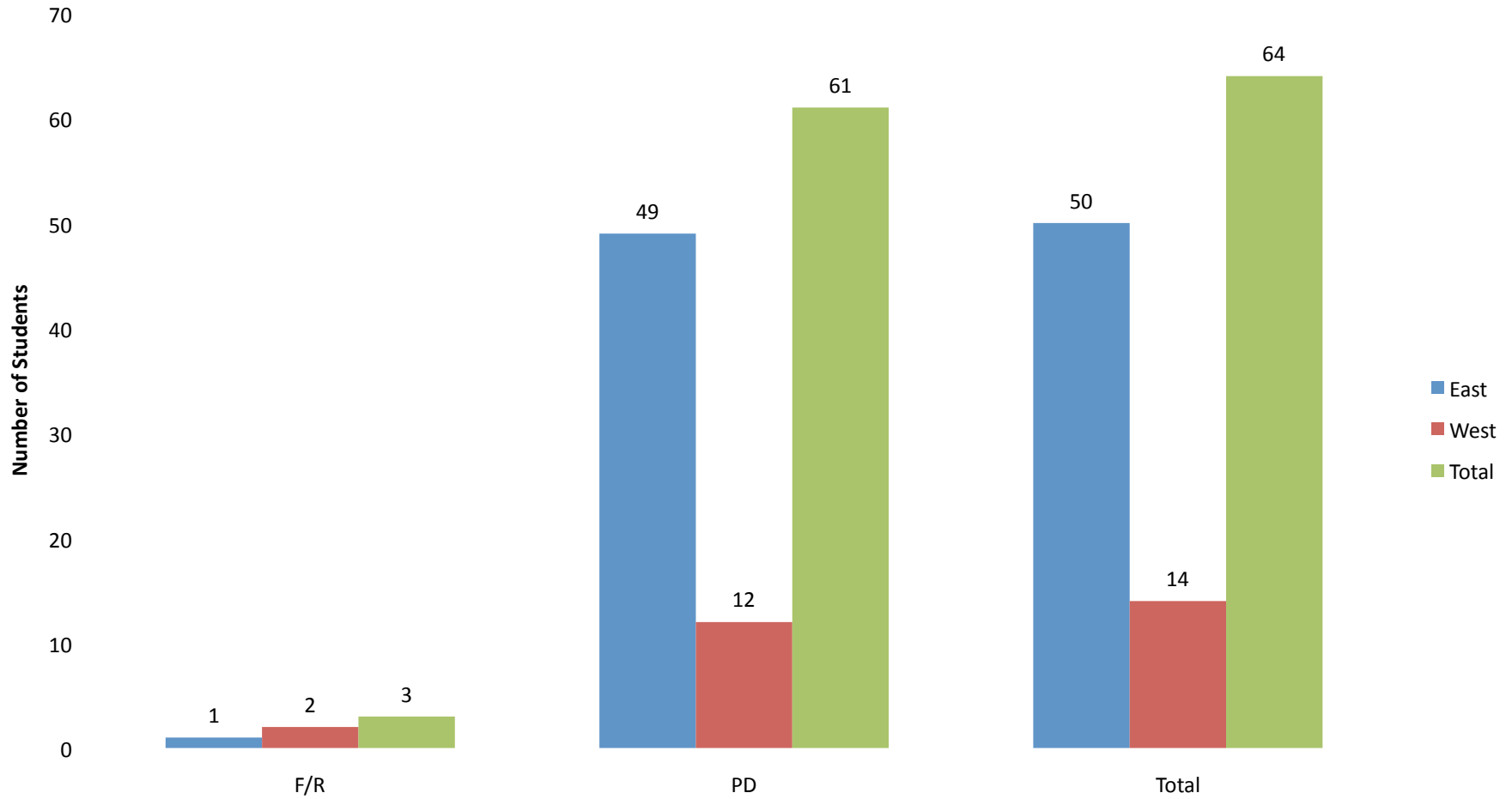
Note: Only includes age-eligible students

Mandatory January Lottery Student Breakdown by East/West Student Residency & SES SY2010-11



Note: Only includes age-eligible students

Mandatory January Lottery Student Breakdown by East/West Student Residency & SES SY2011-12



Note: Only includes age-eligible students

Mandatory Student Breakdown of 1st Choice Schools by East/West School Location

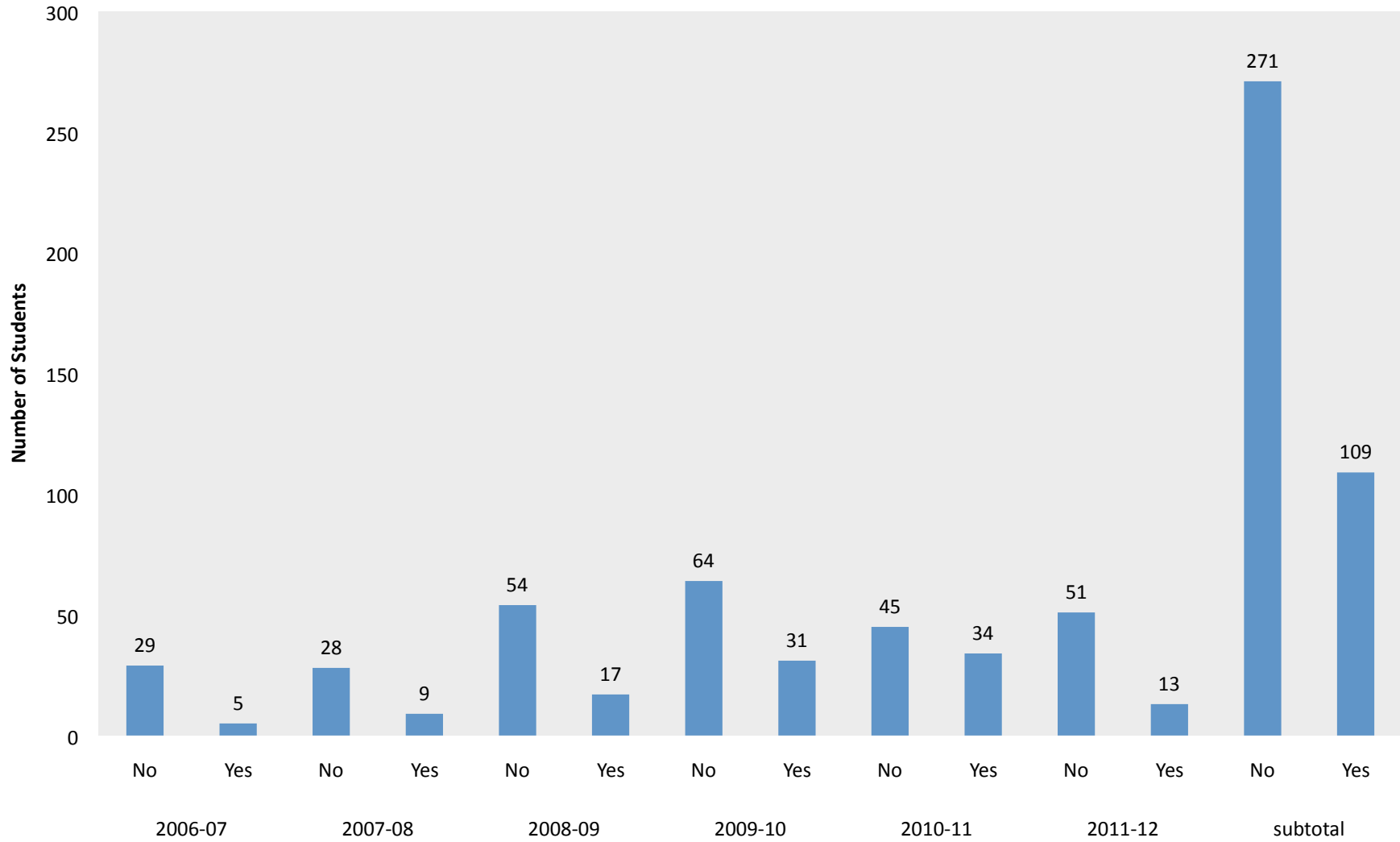
Year	East Schools							West Schools					Total
	Amigos	C'Port	FMA	K-Lo	King	King Open	Morse	Baldwin	G&P	Haggerty	Peabody	Tobin	
SY2006-07	1	1	0	0	0	0	0	12	10	10	0	0	34
SY2007-08	9	0	0	0	0	0	1	5	13	2	0	7	37
SY2008-09	1	5	0	0	0	0	4	20	26	5	0	10	71
SY2009-10	1	0	0	0	0	0	0	17	39	6	0	32	95
SY2010-11	1	3	1	0	0	0	0	23	29	6	0	26	89
SY2011-12	5	0	0	0	0	1	0	29	17	0	0	12	64
Average	3	1.5	0.2	0	0	0.2	0.8	17.7	22.3	4.8	0	14.5	65
	4.6%	2.3%	0.3%	0.0%	0.0%	0.3%	1.3%	27.2%	34.4%	7.4%	0.0%	22.3%	

Mandatory Student Breakdown of 1st Choice Schools by Proximity

Year	Proximity	Amigos	Baldwin	C'Port	FMA	G&P	Haggerty	King Open	Morse	Tobin	Total
2006-07	No	1	12	1	0	5	10	0	0	0	29
	Yes	0	0	0	0	5	0	0	0	0	5
2007-08	No	8	5	0	0	5	2	0	1	7	28
	Yes	1	0	0	0	8	0	0	0	0	9
2008-09	No	1	20	2	0	19	5	0	4	3	54
	Yes	0	0	3	0	7	0	0	0	7	17
2009-10	No	1	15	0	0	18	5	0	0	25	64
	Yes	0	2	0	0	21	1	0	0	7	31
2010-11	No	1	20	3	1	11	6	0	0	3	45
	Yes	0	3	0	0	18	0	0	0	13	34
2011-12	No	5	23	0	0	10	0	1	0	12	51
	Yes	NA	6	0	0	7	0	0	0	NA	13
subtotal	No	17	95	6	1	68	28	1	5	50	271
	Yes	1	11	3	0	66	1	0	0	27	109
Total		18	106	9	1	134	29	1	5	77	380

Note: Only includes age-eligible students

Mandatory Student Breakdown of 1st Choice School by Proximity



Note: Only includes age-eligible students

Mandatory Student East/West Residence Breakdown of 1st Choice Schools by Proximity

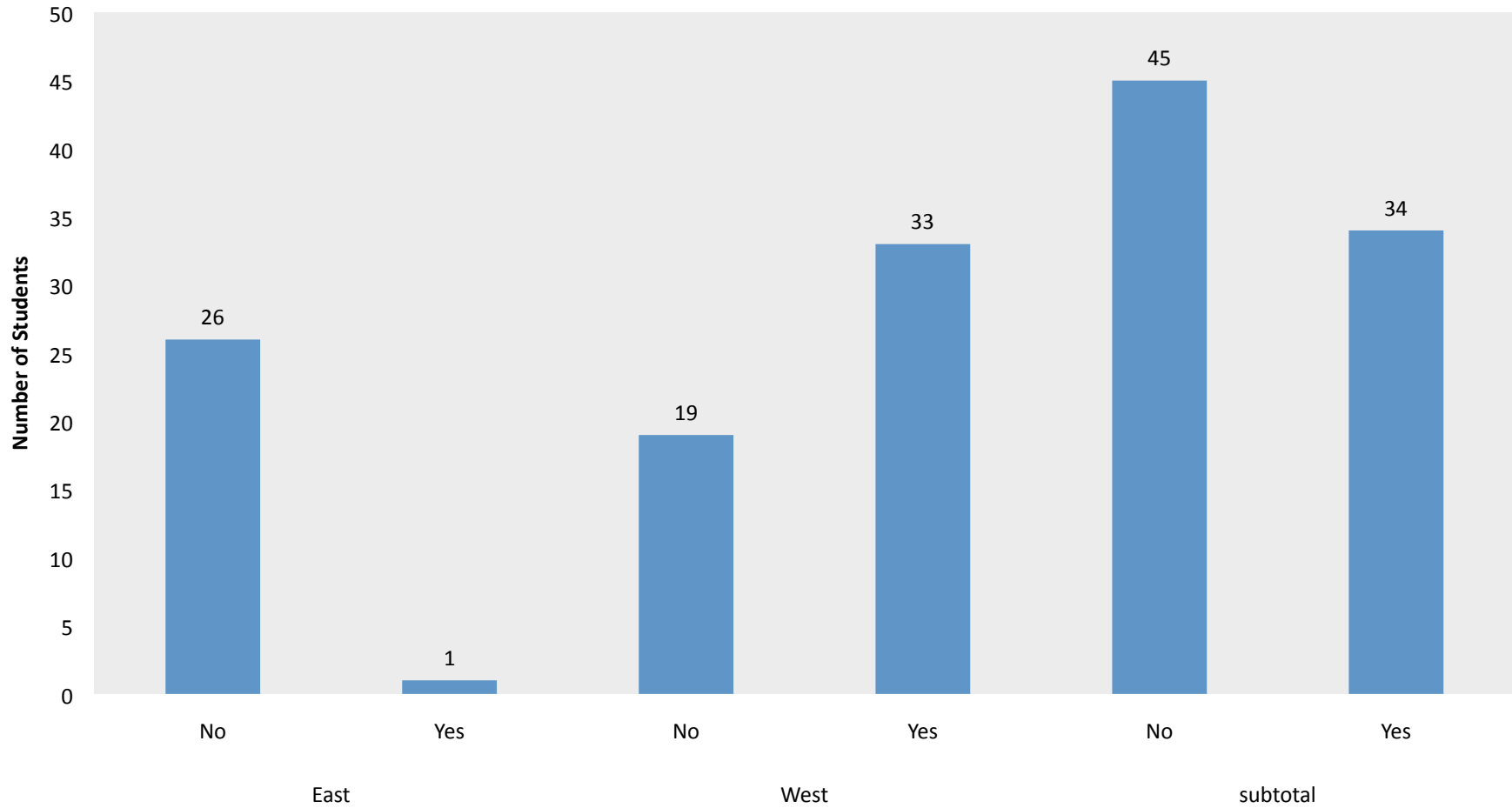
SY2010-11

	Proximity	Amigos	Baldwin	C'Port	FMA	G&P	Haggerty	King Open	Tobin	Total
East	No	1	11	1	1	8	2	0	2	26
	Yes	0	1	0	0	0	0	0	0	1
West	No	0	9	2	0	3	4	0	1	19
	Yes	0	2	0	0	18	0	0	13	33
subtotal	No	1	20	3	1	11	6	0	3	45
	Yes	0	3	0	0	18	0	0	13	34
Total		1	23	3	1	29	6	0	16	79

SY2011-12

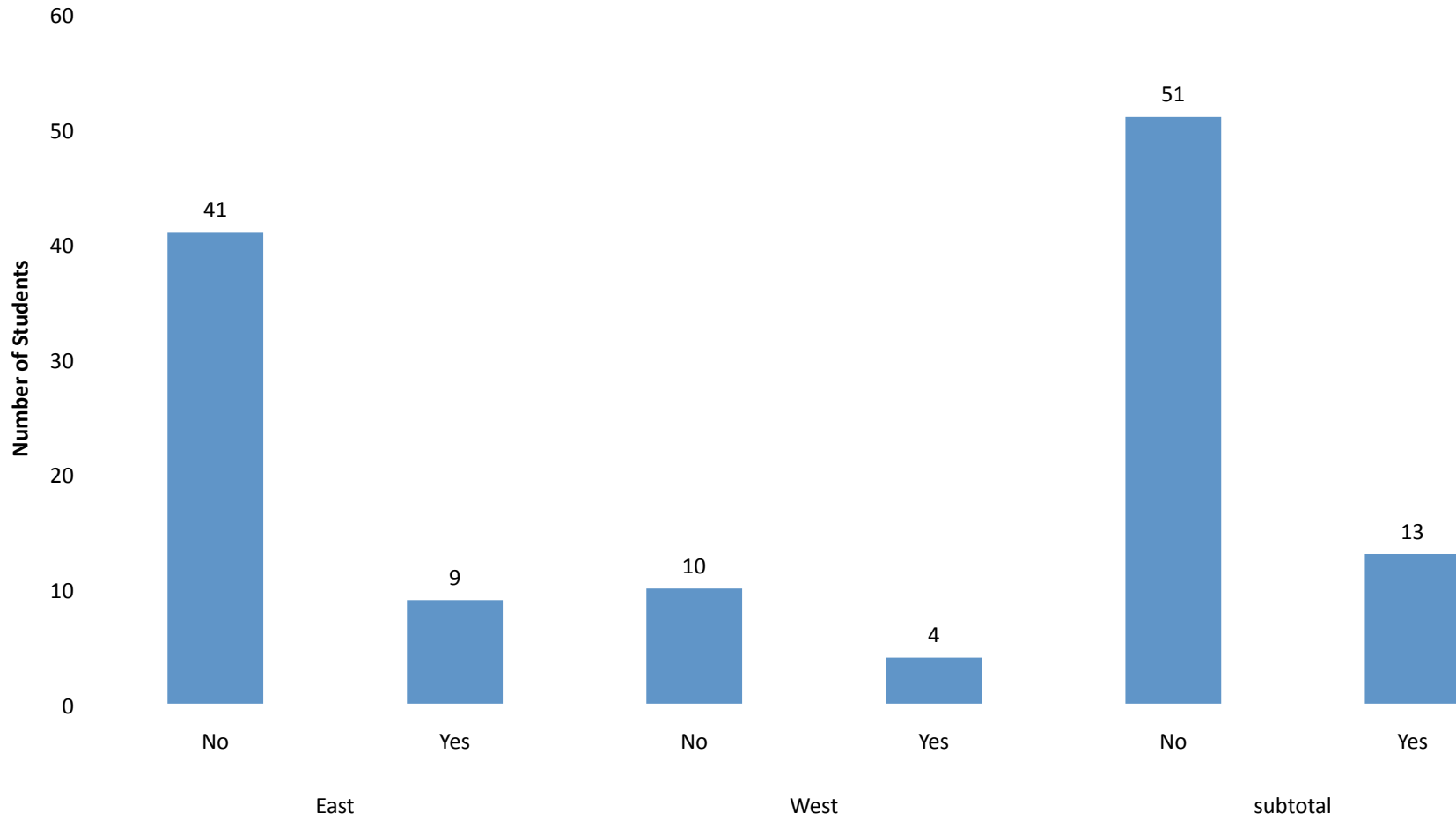
	Proximity	Amigos	Baldwin	C'Port	FMA	G&P	Haggerty	King Open	Tobin	Total
East	No	4	20	0	0	9	0	1	7	41
	Yes	NA	5	0	0	4	0	0	NA	9
West	No	1	3	0	0	1	0	0	5	10
	Yes	NA	1	0	0	3	0	0	NA	4
subtotal	No	5	23	0	0	10	0	1	12	51
	Yes	0	6	0	0	7	0	0	0	13
Total		5	29	0	0	17	0	1	12	64

Mandatory Student East/West Residence Breakdown of 1st Choice Schools by Proximity SY2010-11



Note: Only includes age-eligible students

Mandatory Student East/West Residence Breakdown of 1st Choice Schools by Proximity For SY2011-12



Note: Only includes age-eligible students