

School Report Card - Maria L. Baldwin

Maria L. Baldwin (00490005)

Mary S Eirich, School Principal

Mailing Address: 28 Sacramento Street

Cambridge, MA 02138-1813

Phone: (617) 349-4407

FAX: (617) 349-6893

Report Card:

This report includes information on the school's performance on the Massachusetts Comprehensive Assessment System (MCAS) by content area, grade level, and for particular student populations. Comparison data from the district, the state, and from 2003 are also provided. In addition, this report includes other information as required by the federal *No Child Left Behind* act.

Mission Statement:

The school is a cooperative learning environment that nurtures children's natural intellectual curiosity while helping each student achieve high academic standards. We value each child's individuality and aim to help every learner achieve personal excellence. We are dedicated to instruction that meets each student's needs with the goal of encouraging children to become lifelong learners who will excel in our global society.

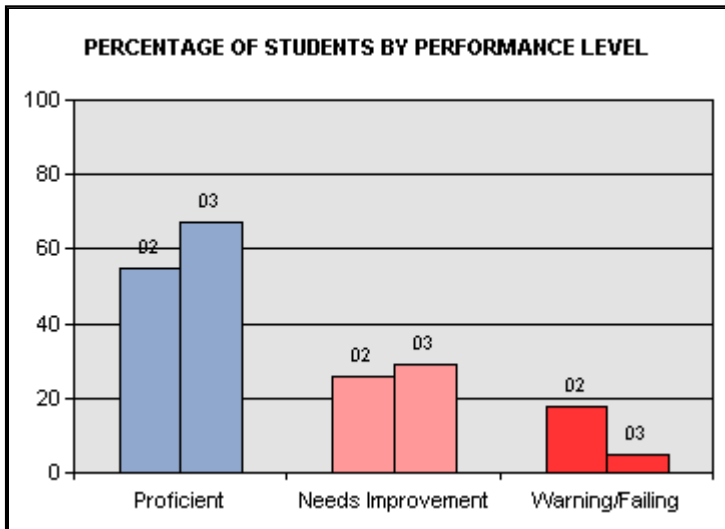
Enrollment - 2004			
	School	District	State
Race/Ethnicity			
African American	33.2 %	38.2 %	8.8 %
Asian	15.7 %	10.3 %	4.7 %
Hispanic	6.8 %	14.5 %	11.5 %
Native American	0.5 %	0.7 %	0.3 %
White	43.7 %	36.4 %	74.6 %
Gender			
Male	51.8 %	51.6 %	51.5 %
Female	48.2 %	48.4 %	48.5 %
Selected Population Enrollment			
Limited English Proficiency	6.8 %	10.1 %	5.0 %
Low-income	34.6 %	40.6 %	27.1 %
Special Education	15.2 %	21.5 %	15.6 %
Migrant	0.0 %	0.0 %	0.2 %
TOTAL COUNT	382	6,437	980,842

Grades Offered: K, 01, 02, 03, 04, 05, 06, 07, 08, 09**Percent of teachers licensed: 84.22%****Percent of teachers in core academic subject areas who are Highly Qualified: 86.38%**

School Report Card - Maria L. Baldwin
Grade 03 - Reading

	Included in Results		% Students at Each Performance Level			
	#	%	A	P	NI	W/F
STUDENT STATUS						
Disabled	3	75	NA			
Limited English Proficient	2	100	NA			
GENDER						
Female	21	100	NA	67	29	5
Male	21	95	NA	67	29	5
RACE/ETHNICITY						
African American/Black	10	91	NA	50	40	10
Asian or Pacific Islander	7	100	NA			
Hispanic	5	100	NA			
White	20	100	NA	85	15	
LOW INCOME	11	92	NA	36	55	9
ALL STUDENTS						
2003	42	98	NA	67	29	5
2002	38	93	NA	55	26	18
DISTRICT						
2003	502	99	NA	48	37	14
2002	502	93	NA	51	36	13
STATE						
2003	74114	100	NA	62	30	7
2002	74143	98	NA	67	27	6

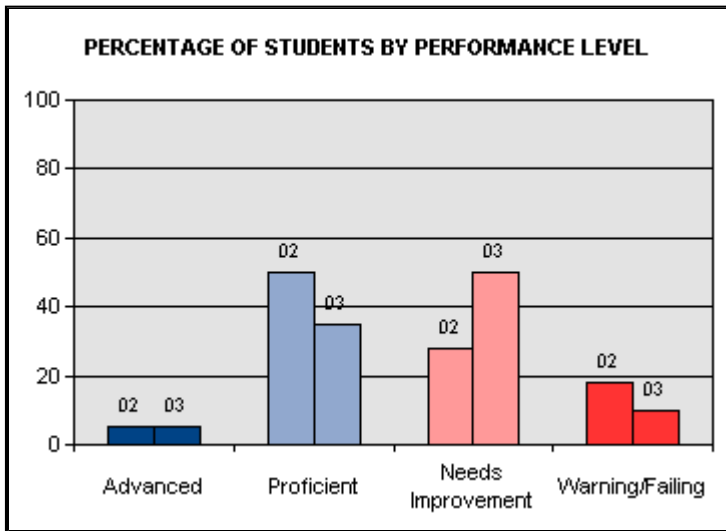
NOTE: MCAS results for groups with fewer than 10 students are not shown to protect student confidentiality



**School Report Card - Maria L. Baldwin
Grade 04 - English Language Arts**

	Included in Results		% Students at Each Performance Level			
	#	%	A	P	NI	W/F
STUDENT STATUS						
Disabled	6	100				
Limited English Proficient	3	100				
GENDER						
Female	21	100	5	38	48	10
Male	19	100	5	32	53	11
RACE/ETHNICITY						
African American/Black	11	100		36	36	27
Asian or Pacific Islander	7	100				
Hispanic	6	100				
Native American	1	100				
White	15	100		40	60	
LOW INCOME	14	100	14	14	64	7
ALL STUDENTS						
2003	40	100	5	35	50	10
2002	40	93	5	50	28	18
DISTRICT						
2003	520	100	5	34	42	19
2002	503	92	5	33	42	21
STATE						
2003	75024	99	10	45	34	10
2002	75008	97	8	46	37	10

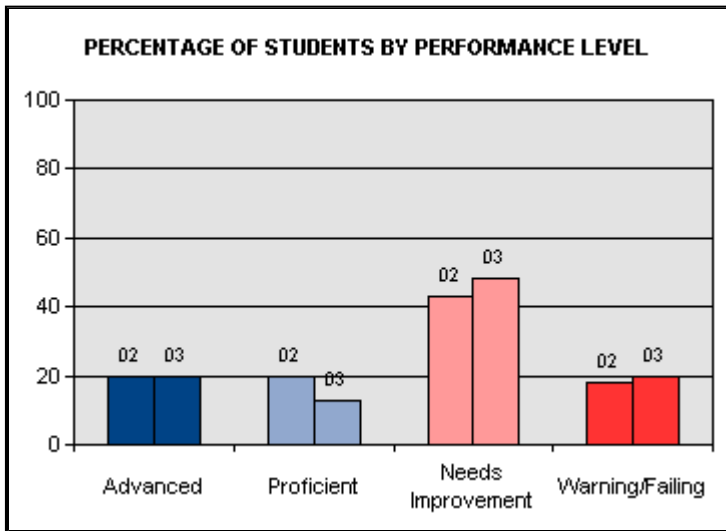
NOTE: MCAS results for groups with fewer than 10 students are not shown to protect student confidentiality



**School Report Card - Maria L. Baldwin
Grade 04 - Mathematics**

	Included in Results		% Students at Each Performance Level			
	#	%	A	P	NI	W/F
STUDENT STATUS						
Disabled	6	100				
Limited English Proficient	3	100				
GENDER						
Female	21	100	19	19	48	14
Male	19	100	21	5	47	26
RACE/ETHNICITY						
African American/Black	11	100		18	55	27
Asian or Pacific Islander	7	100				
Hispanic	6	100				
Native American	1	100				
White	15	100	20	13	53	13
LOW INCOME	14	100	14		64	21
ALL STUDENTS						
2003	40	100	20	13	48	20
2002	40	93	20	20	43	18
DISTRICT						
2003	521	100	8	19	42	31
2002	509	93	10	16	40	34
STATE						
2003	75339	100	12	28	43	16
2002	75682	98	12	27	42	19

NOTE: MCAS results for groups with fewer than 10 students are not shown to protect student confidentiality



School Report Card - Maria L. Baldwin
Grade 06 - Mathematics

	Included in Results		% Students at Each Performance Level			
	#	%	A	P	NI	W/F
STUDENT STATUS						
Disabled	9	100				
GENDER						
Female	8	100				
Male	16	100	19	31	31	19
RACE/ETHNICITY						
African American/Black	10	100		30	40	30
Asian or Pacific Islander	3	100				
Hispanic	1	100				
White	10	100	10	40	40	10
LOW INCOME	13	100		31	46	23
ALL STUDENTS						
2003	24	100	13	29	42	17
2002	32	94	38	31	22	9
DISTRICT						