

KING OPEN SCHOOL MCAS

Progress & Improvement Snapshot

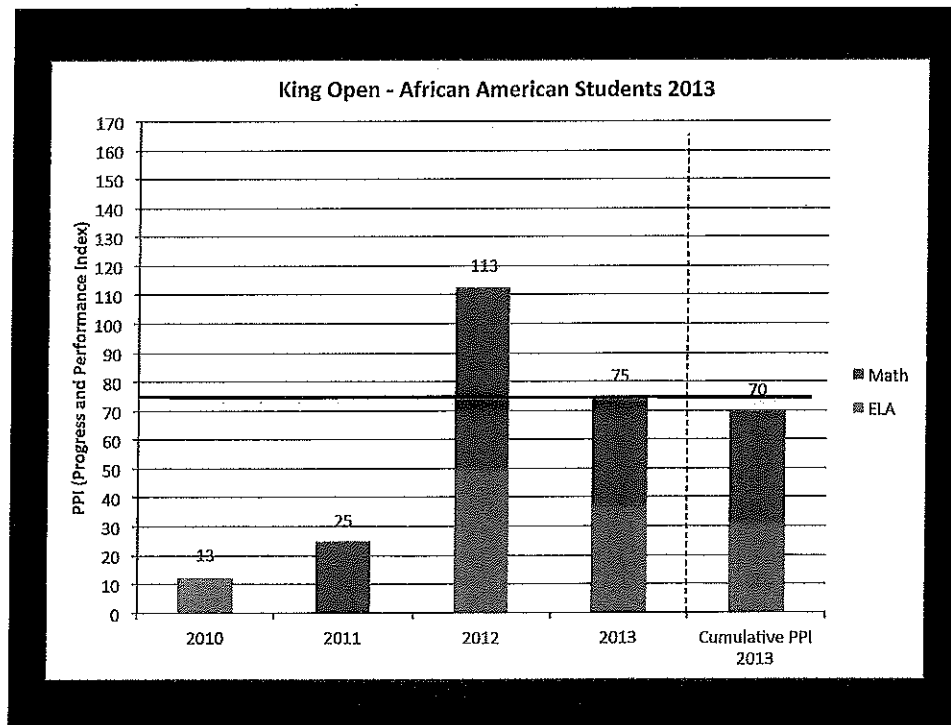
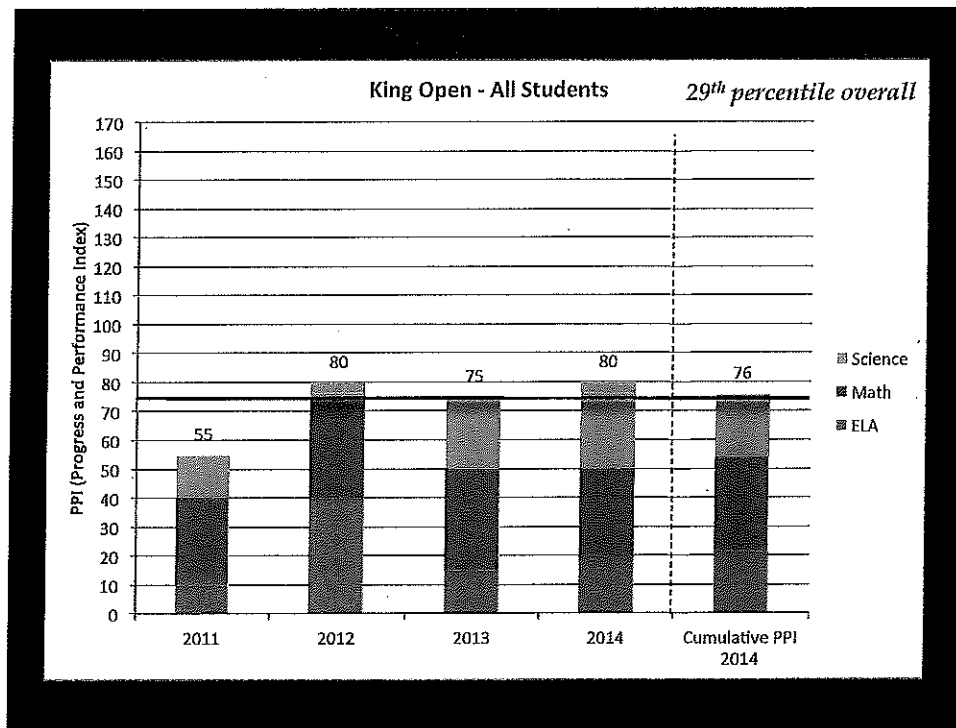
Agenda

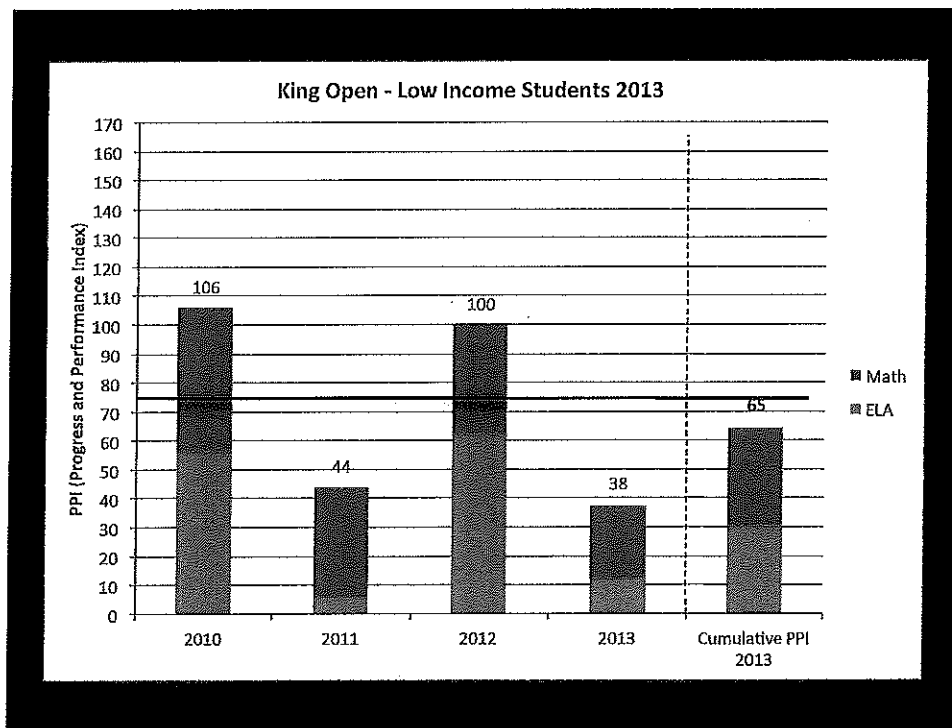
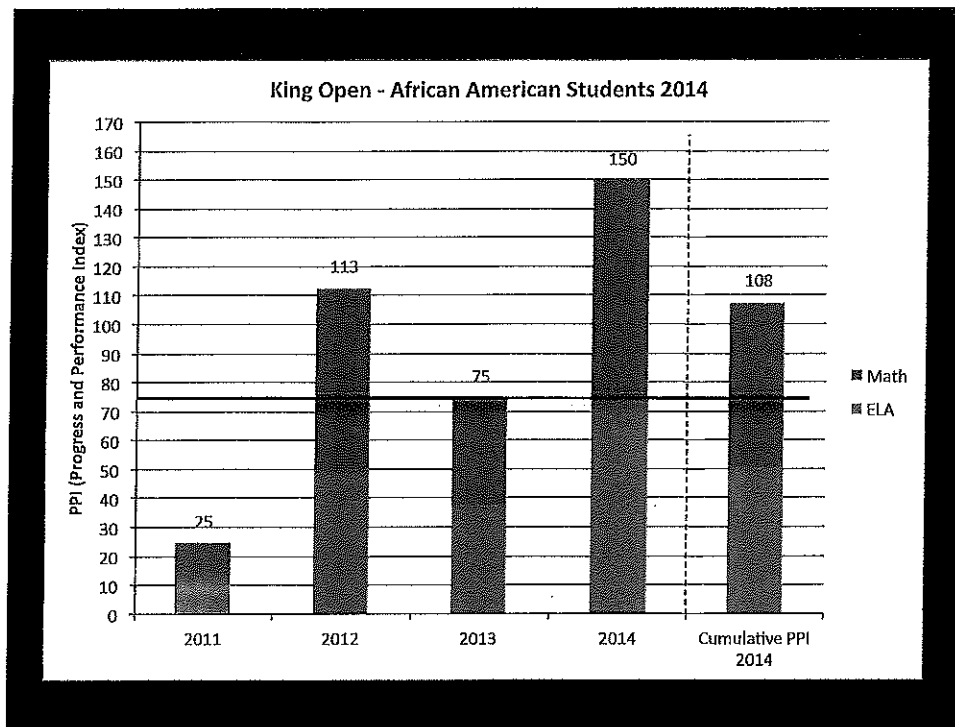
To provide a snapshot of:

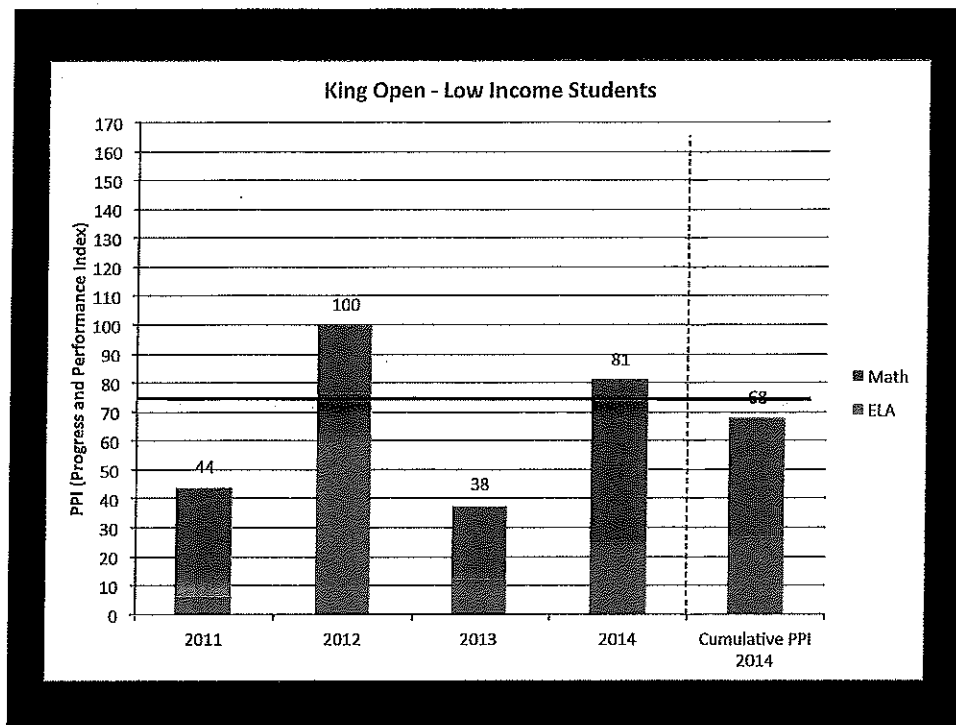
- ▣ *King Open's MCAS performance in ELA, Math and Science*
- ▣ *performance challenges in ELA*

To provide a brief overview of:

- ▣ *Strategies that lead to improved student performance*
- ▣ *King Open's Next Steps for continued student learning, specifically as related to ELA*







What strategies did we
implement?

Focus on Instruction

Whole school focus on open response writing

Writing embedded into units of study

Teachers modeling strategies for students, providing guided practice and opportunities for independent practice

Data-driven Instruction

Response to Intervention (RtI)

Individual teacher data meetings as part of goal setting - data dashboard

Looking at student work with principal and teachers

Structures for Collaboration

Instructional Leadership Team

Math & Literacy Leadership Teams

Co-planning between Regular and
Special Educators

Grade level and cross grade level
planning

Team goals on improving writing

School Climate

Initiated school-wide expectations

Began school-wide conversations with
parents & faculty re: social justice
action projects & action days

Decision to revisit mission statement

Strengthened Responsive Classroom

**Planning for change in
grade structure**

**What were our results
in 2014?**

**Cambridge / King Open
All Students**

		RESULTS			
		2011	2012	2013	2014
English Language Arts	CPI	78.6	78.6	77.2	76.8
	SGP	45.5	54	50	48
	%W	14.4	13.0	13.0	16.8
	%A	10.3	15.1	14.4	17.0
Mathematics	CPI	79.6	79.6	81.8	84.6
	SGP	46	44*	42*	59
	%W	11.9	13.0	11.0	8.0
	%A	16.8	26.0	28.1	31.2
Science & Technology	CPI	67.0	67.0	69.9	76.5
	%W	20.0	31.9	24.5	17.5
	%A	6.7	6.4	20.4	27.6

COLOR KEY
Core Indicators:
Above Target (100 pts)
On Target (75 pts)
Improved Below Target (50 pts)
No Change (25 pts)
Declined (0 pts)
Extra Credit Indicators:
Rec'd Extra Credit (25 pts)
**Cambridge / King Open
Afr.Amer./Black**

		RESULTS			
		2011	2012	2013	2014
English Language Arts	CPI	87.6	87.6	60.9	71.0
	SGP				
	%W	38.2	30.6	28.1	19.4
	%A	0.0	0.0	0.0	9.7
Mathematics	CPI	61.1	61.1	61.7	78.2
	SGP				
	%W	33.3	33.3	34.4	12.9
	%A	0.0	2.8	6.3	16.1

COLOR KEY
Core Indicators:
Above Target (100 pts)
On Target (75 pts)
Improved Below Target (50 pts)
No Change (25 pts)
Declined (0 pts)
Extra Credit Indicators:
Rec'd Extra Credit (25 pts)

**Cambridge / King Open
Low Income**

		RESULTS			
		2011	2012	2013	2014
English Language Arts	CPI	67.4	67.4	64.8	64.8
	SGP	36	51	41	47
	%W	27.1	24.2	22.5	26.2
	%A	0.0	3.0	2.8	6.6
Mathematics	CPI	68.9	68.9	72.2	77.9
	SGP	34	42*	26	40
	%W	18.8	22.7	19.7	9.8
	%A	2.9	9.1	7.0	14.8

COLOR KEY
Core Indicators:
Above Target (100 pts)
On Target (75 pts)
Improved Below Target (50 pts)
No Change (25 pts)
Declined (0 pts)
Extra Credit Indicators:
Rec'd Extra Credit (25 pts)

17

School Improvement

What's next? 2014-2015

Continued Focus on Instruction

Continue Open Response Focus

Add Accountable Talk Focus – all content areas with professional development

Use the Reading /Writing Workshop to explicitly teach/model basic (and complex) reading & writing skills in familiar and unfamiliar situations.

Continued Focus on Instruction

Continue and strengthen RtI

Use of the Fast Assessment grades 1-5

Continue Additional Out of School Time Instructional Support via Title 1 – before and after school with a focus on Low Income Students

School Climate

Implementing School-wide Expectations

ROAR
Be Respectful & Kind
Be Open
Be an active learner
Be responsible

Playworks...morning recess

Mural project

Monthly assemblies

Increased Support for Teachers'
Professional Learning

Choice courses in ELA &
Math in Focus – grades 1-5

Continued work with
Instructional Leadership Team